

# Splashbacks

## Help Sheet for Supply only or Supply and fit

CN Glass design, manufacture and install coloured glass splashbacks for kitchens, bathrooms, wet rooms and shower cubicles.

Coloured glass panels are back painted to any colour to suit your requirements or may have a graphic image applied to the glass.


The glass used is Low Iron, this glass is optically clearer than standard float glass and Toughened to be heat and impact resistant. The paint colour applied to the glass may vary very slightly from the colour chosen. Splashbacks are also available in clear or satin (sandblasted) finish. All glass edges are polished.

To provide an **accurate quotation** we will require as much information as possible and should you decide to place an order with us we will require a hardboard template for each shaped glass unless it is absolutely square/rectangle with 90 degree corners. **We strongly advise that CN Glass should provide all shaped templates. Toughened glass cannot be reworked if the measurements are not quite right.**

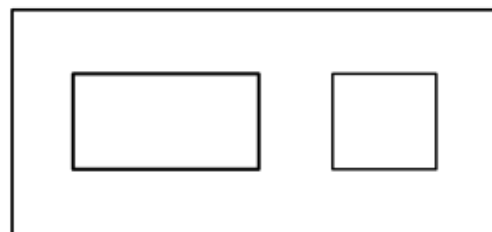
Decide on the colour you would like and this can be a RAL colour or a British Standard (BS) colour or any standard paint colour. A glass sample will be provided for your approval at a small charge and this will be refunded once the order is placed.

**To request a quotation please provide information as shown in the diagrams below for each glass panel. Draw your own diagrams on a piece of paper with measurements and provide us with your choice of colour.**

Width & Overall Height of the Shape



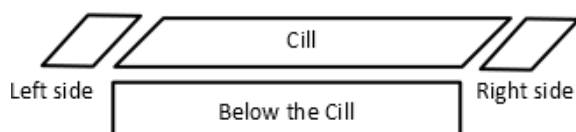
Double or Single Plug Sockets



Drilled Holes - Where and What Diameter



Does the glass fit into a window cill or require a return into the corner of the room?



External Cutouts or Notches



For more information contact CN Glass on: 01295 263364 / 01608 643261 [info@cnglass.co.uk](mailto:info@cnglass.co.uk)