



QUIET, WARMTH & STYLE



Product Guarantee

Here at Granada we aim to supply a product that – with regular maintenance – will give many years of trouble-free operation.

We have invested heavily into our machinery, premises and people, to ensure that the quality of the finished product is consistently delivered to the best of our ability.

Through these commitments to quality, we are confident in surpassing other window manufacturers with the comprehensive warranty that we offer on our products and installation.

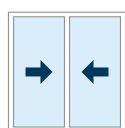
The warranty period begins from the date of supply, and guarantees that the goods supplied will be free from inherent defects for a period of:

Five years for Aluminium frames and glazing

Two years for moving parts (including, but not limited to springs, locks, handles, rollers, hinges etc.)

Horizontal Sliding

SS2 or HSS2

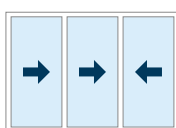


2 panel

Max width or max height

T	2,400mm	1,800mm
H	3,200mm	2,700mm

CO3 or HCO3



3 panel

Max width or max height

T	3,600mm	1,800mm
H	4,900mm	2,700mm

SS3 or HSS3

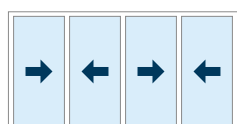


3 panel (fixed centre panel)

Max width or max height

T	3,600mm	1,800mm
H	4,900mm	2,700mm

SS4 or HSS4

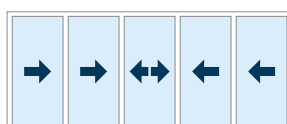


4 panel

Max width or max height

T	4,900mm	1,800mm
H	4,900mm	2,700mm

SS5 or HSS5



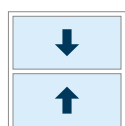
5 panel

Max width or max height

T	4,900mm	1,800mm
H	4,900mm	2,700mm

Vertical Sliding

BVS or HBVS

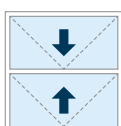


Balanced vertical slider

Max width or max height

T	1,500mm	3,000mm
H	1,500mm	3,000mm

TBVS or HTBVS



Tilt-in balanced vertical slider

Max width or max height

T	1,500mm	3,000mm
H	1,500mm	3,000mm

Insert Panel

INS

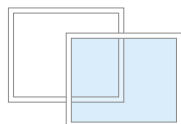


Max width or max height

T	1,200mm	2,000mm
---	---------	---------

Lift Out

LO or HLO

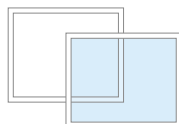


Lift out unit

Max width or max height

T	2,000mm	2,000mm
H	On Application	

SLLO



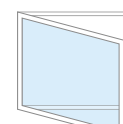
Slimline Lift out unit

Max width or max height

T	2,000mm	2,000mm
---	---------	---------

Hinged Casement

HU



Traditional hinged casement

Max width or max height

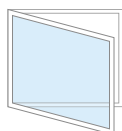
T	950mm	2,100mm
---	-------	---------

Optional extras:

- Curved head window
- Gothic head window
- Trickle vent
- Acoustic trickle vent
- Acoustic tile board
- Shaped corners
- Flyscreen

Hinged Casement - (Heritage hinged unit will house up to 28mm sealed unit)

HHU or HHU-TT

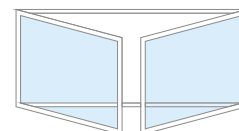


Heritage hinged casement

Max width or max height

H	1,400mm	2,400mm
---	---------	---------

DHHU



Double heritage hinged casement

Max width or max height

H	2,800mm	2,800mm
---	---------	---------

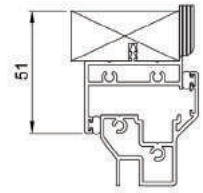
All windows are supplied fully assembled and ready to install. Units comprise of an aluminium outer frame joined to a seasoned hardwood timber surround.

Hinged Unit (HU)

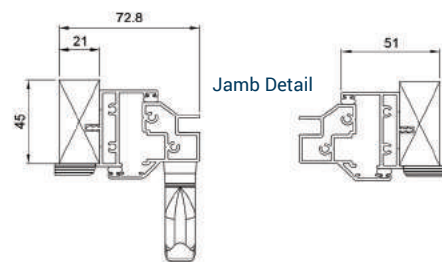
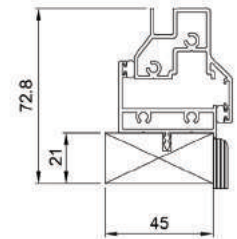
Our most discreet secondary glazing product, with 72mm sight lines and no transoms or mullions. The unit features single handle operation and multi-point locking. Side and base opening is also available.



Head Detail



Cill Detail



Features

- Slim, unobtrusive aluminium profile
- Easy opening due to internal gearing
- Multi-point locking for enhanced security
- Improved noise and thermal installation
- Suitable for shaped applications
- Suitable to have bevelled timber subframe to fix into bays /splayed reveals
- Can be coupled or stacked with other traditional units in the range to treat large areas of glazing or long runs of windows
- Can be supplied with restrictors

Specification

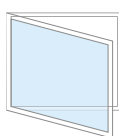
- Glazing options: 4mm - 6.8mm
- Choice of timber subframes
- Pre-drilled and countersunk to suit either face fix or reveal fix
- Q-Lon seal to front, Woolpile seal to back
- Gasket colour option of black or white
- PVCu trims supplied for the face of the units to create a neat, clean finish
- Standard colour white high gloss - RAL 9910

Variations of Basic Unit

- Various handle options (locking Espag as standard)
- Egress as standard
- Standard and acoustic trickle vents are available
- No subframe version available
- Can be coupled and stacked using a heavy duty frame coupling section or timber to timber
- LH, RH, top or bottom orientation
- Variety of stock colours available, including all RAL options
- Can accept flyscreen mesh

Traditional
Configurations

HU



Based on 4mm Glass

Max width: 950mm
or Max height: 2,100mm



Optimum Noise Reduction: TBC

Using 6.4mm acoustic laminate glazing, with 200mm glass-to-glass

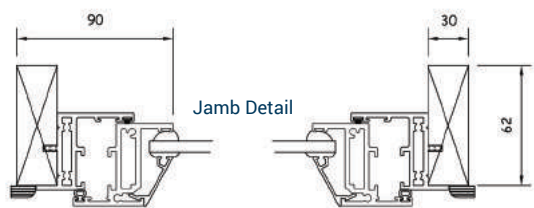


Optimum U Value: 1.868 W/m2K

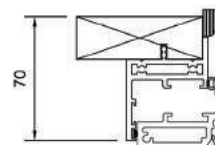
Using 4mm toughened Low E glazing, with 80mm glass-to-glass

Hinged Unit (HHU)

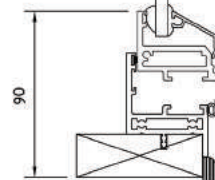
Our most discreet secondary glazing product, featuring single handle operation and multi-point locking. Side and base opening is available, plus there's a tilt and turn facility for easy maintenance.



Head Detail



Cill Detail



Features

- Slim, unobtrusive aluminium profile
- Easy opening due to internal gearing
- Multi-point locking for enhanced security
- Improved noise and thermal installation
- Suitable for arched and shaped applications
- Suitable to have bevelled timber subframe to fix into bays /splayed reveals
- Can be coupled or stacked with other units in the range to treat large areas of glazing or long runs of windows
- Can be supplied with restrictors

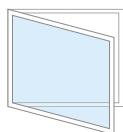
Specification

- Glazing options: 4mm - 8.8mm or double glazed
- Choice of timber subframes
- Pre-drilled and countersunk to suit either face fix or reveal fix
- Woolpile inserted in to panel section groove to create outer frame seal
- Gasket colour option of black or white
- PVCu trims supplied for the face of the units to create a neat, clean finish
- Standard colour white high gloss - RAL 9910
- Lift out section has one rib running along the section

Traditional

Configurations

HHU



Based on 4mm Glass

Max width: 1,400mm
or Max height: 2,400mm

Variations of Basic Unit

- Various handle and hinge options
- Tilt & Turn, Anti Ligature and Double Hinged (DHHU) options
- Standard and acoustic trickle vents are available
- No subframe version available
- Can be coupled and stacked using a heavy duty frame coupling section or timber to timber
- Variety of stock colours available, including all RAL options
- LH, RH, top or bottom orientation
- Can accept flyscreen mesh
- Can accept flyscreen mesh



Optimum Noise Reduction: 54dB (Rw)

Using 6.4mm acoustic laminate glazing, with 200mm glass-to-glass



Optimum U Value: 0.97 W/m²K

Using 28mm double glazed sealed unit, with 80mm glass-to-glass

Minimum & Maximum Size Guide

On Application

Windows in this area are beyond our maximum size limit. However, we may be able to make the windows but we will not offer any guarantee of performance and will accept your order solely on this basis. Alternatively, please redesign the window to comply with the recommended sizes to benefit from the full product warranty.

- Maximum Glass Size 2050 x 3250
- Maximum Window size for delivery: 1800mm x 4000mm - Over sized windows will be packaged as kit form
- MAXIMUM AREA FOR 4mm Annealed / Float GLASS IS 1.6m² - Allow for 4mm TOUGHENED GLASS IF PANEL SIZE EXCEEDS THIS
- MAXIMUM AREA FOR 4mm Toughened GLASS IS 2.5m²
- MAXIMUM AREA FOR 6mm Annealed / Float GLASS IS 3.0m² - Allow for 6mm TOUGHENED GLASS IF PANEL SIZE EXCEEDS THIS
- Flyscreen Maximum size 1200mm in one direction (comes on a roll 1200 wide!)
- HORIZONTAL SLIDERS OVER 1800mm HIGH WILL HAVE 21243 MEDIUM STRENGTHENING INTERLOCK ADDED AT NO EXTRA COST
- HORIZONTAL SLIDERS OVER 2000mm HIGH WILL BE HERITAGE
- Our Standard White = Interpon SA 098E high gloss. Nearest RAL = 9910 high gloss
- Stacked units Standard or Heritage Reveal Fix - If the bottom unit is a Horizontal Slider Support Bars must be used which means deeper timbers. Standard 62mm becomes 70mm. Heritage 70mm becomes 80mm.
- + / - frame tolerance = 3mm
- To estimate the weight of a panel or window use the glass weight for the overall panel or window size.

Multiply width x height x glass weight
4mm glass = 10kg/m² 6mm glass = 15kg/m² 6.4mm glass = 16kg/m²
8mm glass = 20kg/m² 8.4mm glass = 21kg/m²
For double glazed units add the two panes together
- Points to note for any Large Frame
 - Can you get it in the building, up the stairs etc.?
 - Can it be operated safely i.e. Is there room to open a large Hinged Unit?
 - Should it be fixed and only operable by maintenance?
- Insert on plastic hinges must not exceed 10kg
- Minimum Width for Arched Head windows
Insert 400mm (200mm radius)
Lift Out 400mm (200mm radius)
BVS 500mm (250mm radius)
TBVS 500mm (250mm radius)
HTBVS 800mm (400mm radius)
HHU 800mm (400mm radius)
- Horizontal Sliders Panel - Maximum Aspect Ratio Width to Height 1:5
- Vertical Sliders Panel - Maximum Aspect Ratio Width to Height 5:1
- Heritage Hinged Casement Panel - Maximum Aspect Ratio Width to Height 1.5:1

Secondary Glazing		Max Panel Weight KG'S	Minimum overall size (equal split) (mm)		Minimum panel size (mm)		Maximum size (mm)		Maximum size (mm)		On Application (mm)		Maximum Glass Thickness
							4mm Glass		6mm Glass or 6.4mm Laminate		6mm Glass or 6.4mm Laminate		
			Width	Height	Width	Height	Width	Height	Width	Height	Width	Height	
Standard	SS2	40kg	400	250	1/2 of min overall width		2400	1800	2400	2000	4900	2000	6.8mm
	SS3 / CO3	40kg	550	250	1/3 of min overall width		3600	1800	3600	2000	4900	2000	6.8mm
	SS4	40kg	700	250	1/4 of min overall width		4900	1800	4900	2000	4900	2000	6.8mm
	SS5	40kg	850	250	1/5 of min overall width		4900	1800	4900	2000	4900	2000	6.8mm
	INS	40kg	200	200	NA		1200	2000	2000	2000	2000	2500	6.8mm
	BVS	25kg	300	600	1/2 of min overall height		1500	3000	1500	3000	1600	3600	6.8mm
	TBVS	25kg	300	700	1/2 of min overall height		1500	3000	1400	2700	1400	3000	6.8mm
	LO	on application	250	300	NA		2000	2000	on application	on application	on application	on application	6.8mm
	SLLO	on application	250	300	NA		2000	2000	on application	on application	on application	on application	6.8mm
	HU	35kg	347	385	NA		950	2,100	950	2100	950	2,100	6.8mm
Heritage	HSS2	60kg	1000	500	1/2 of min overall width		3200	2700	4900	2700	NA	NA	8.8mm
	HSS3 / HCO3	60kg	1500	500	1/3 of min overall width		4900	2700	4900	2700	NA	NA	8.8mm
	HSS4	60kg	2000	500	1/4 of min overall width		4900	2700	4900	2700	NA	NA	8.8mm
	HSS5	60kg	2500	500	1/5 of min overall width		4900	2700	4900	2700	NA	NA	8.8mm
	HBVS	48kg	400	900	1/2 of min overall height		1500	3000	1400	3000	1800	3800	8.8mm
	HTBVS	48kg	400	900	1/2 of min overall height		1500	3000	1400	3000	1800	3800	8.8mm
	HHU	130kg	350	500	NA		1400	2400	1500	3000	1600	3200	28mm
	HHU-TT	130kg	600	500	NA		1400	2400	1400	2400	1400	2400	28mm
	DHHU	130kg	700	500	1/2 of min overall width		2800	2800	3000	3000	3200	3200	28mm
	HSLO	on application	500	500	NA		2000	2000	on application	on application	on application	on application	8.8mm

Important Note! Maximum sizes are for width OR height, not combined i.e. Do not exceed the maximum panel weight.

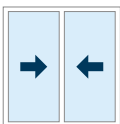
A LOW-RISK LIFT for a person of average strength and build is considered to be a maximum of 25kg. If you are in any doubt, look to reduce the risk by asking someone to share the lift with you or your client, particularly if you or the client are in a higher risk group e.g. Elderly, Disabled, Pregnant or Young. Refer to <http://www.hse.gov.uk/msd/mad/index.htm> for further help.

Acoustic Performance Results

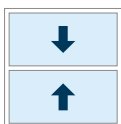
Secondary Glazing	Primary Window 4mm Float Glass				Primary Window 6mm Float Glass				Primary Window 4mm Float Glass				Primary Window 6mm Float Glass			
	200mm Glass to Glass				200mm Glass to Glass				150mm Glass to Glass				150mm Glass to Glass			
	SS2	HHU	BVS	HTBVS	SS2	HHU	BVS	HTBVS	SS2	HHU	BVS	HTBVS	SS2	HHU	BVS	HTBVS
4mm Toughened	49	50	49	47	51*	51	51	48	48*	48*	47*	46*	51*	50*	50*	47*
6mm Toughened	50*	51*	51*	47*	51*	52*	52*	48*	49*	49*	48*	46*	51*	50*	50*	47*
6.4mm Acoustic Laminate	51	52	53	48	52*	53*	54*	50	50*	50*	49*	47*	52	51*	52*	48*
8.8mm Acoustic Laminate	NA	52*	NA	48*	NA	53*	NA	49	NA	50*	NA	47*	NA	51*	NA	48*
10.8mm Acoustic Laminate	NA	53*	NA	NA	NA	54	NA	NA	NA	51*	NA	NA	NA	52*	NA	NA
4/12/6.4mm Sealed Unit	NA	53*	NA	NA	NA	53	NA	NA	NA	51*	NA	NA	NA	52*	NA	NA

Key :

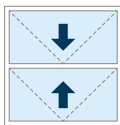
SS2



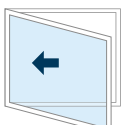
BVS



TBVS

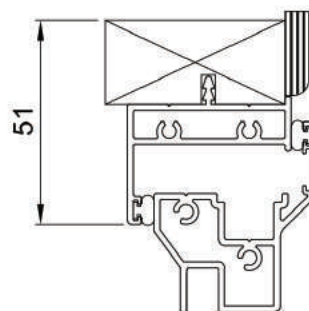
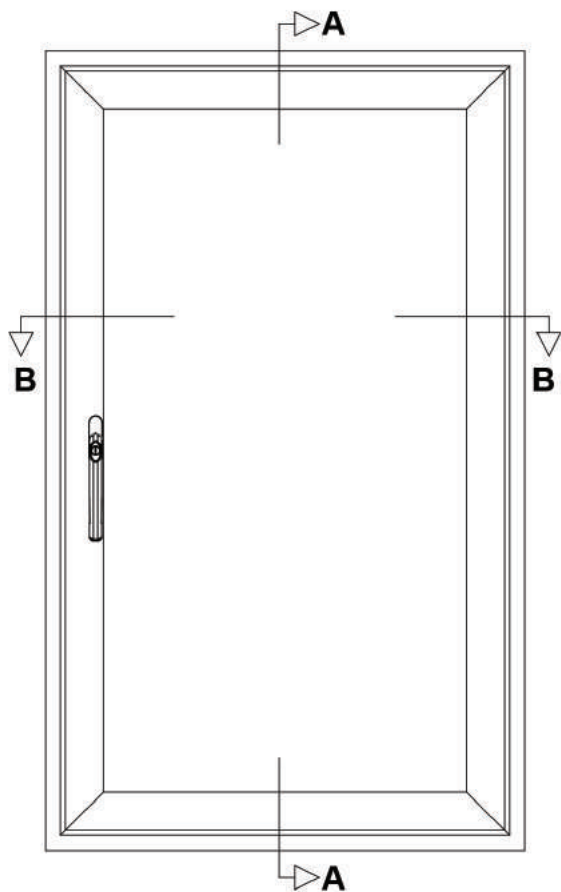


HHU

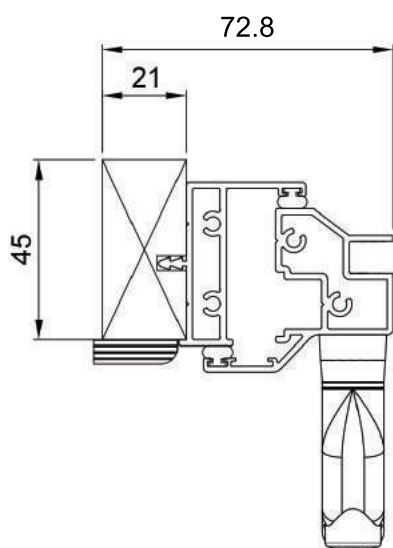
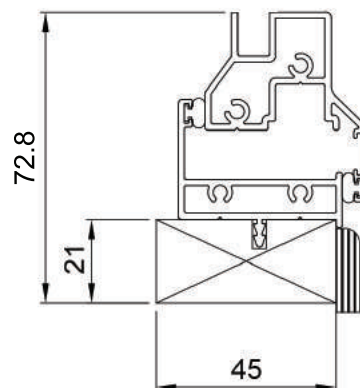


Granada Secondary Glazed windows have been tested at Chiltern Dynamics in accordance with BS EN ISO 10140-2: 'Laboratory measurement of airborne sound insulation of building elements'. The table shows results for secondary windows set at a 200mm and 150mm cavity with 4mm or 6mm float glass in the primary window. Chiltern's Dynamics lab is UKAS Accredited No.1762

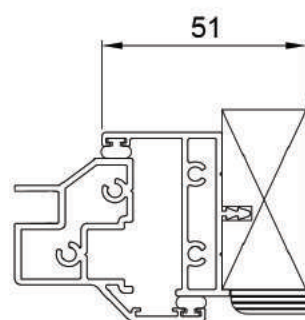
* Sound reduction figures predicted by Chiltern Dynamics using the basis of actual laboratory test results. Sound Reduction (Rw) measured in dB.



Section A-A detail.



Section B-B detail.



Standard Product Specification:

Aluminium 6063T6 alloy to BS EN 755 standard, powder coated to BS 6496 to 60 micron finish.

Stock finish: White - Interpon SA 098E high gloss. The sub-frame is manufactured from primed high quality, environmentally certified (MTCS) engineered timber. Standard sizes: Face Fix: 45mm x 21 mm & Reveal Fix: 62mm x 21mm.

All frames are factory glazed.

Standard gasket colour is black.

All frames include pvc-u trim as standard - Painted MDF or PEFC timber available upon request.

In line with our company policy of continuous product development and improvement, Granada reserves the right to make minor alterations to specification without notice.

Optional Extras

- Glazing: 4 to 6.8
- Minimum size 347w x 385h
- Maximum size 950w x 2100h
- Locking Handle
- Espagnolette Gearing
- Friction Hinges - Egress (size permitting)
- Foam seals front and back
- Hinge Fixing: Left, Top & Bottom
- Timber sizes other than standard available on request

Type: Hinged Unit Face Fix (Right Hung)

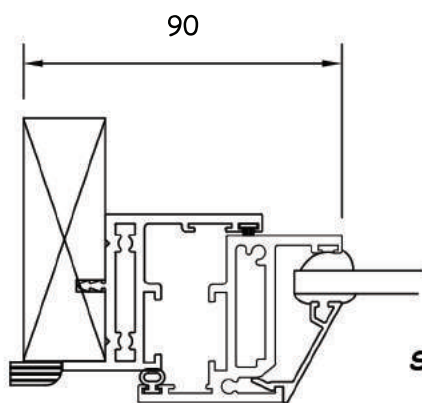
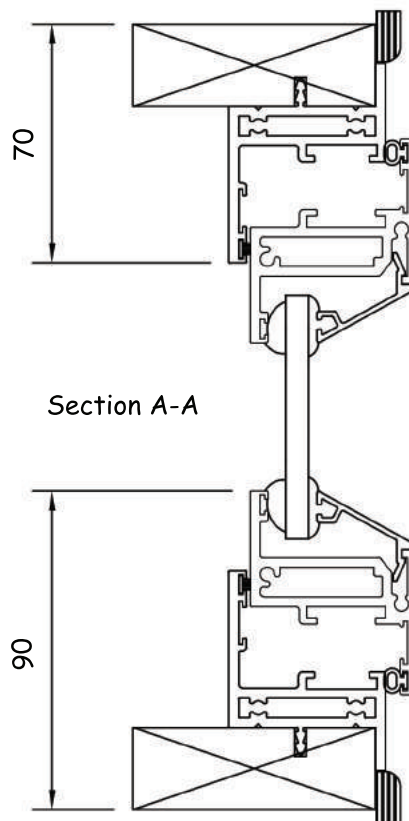
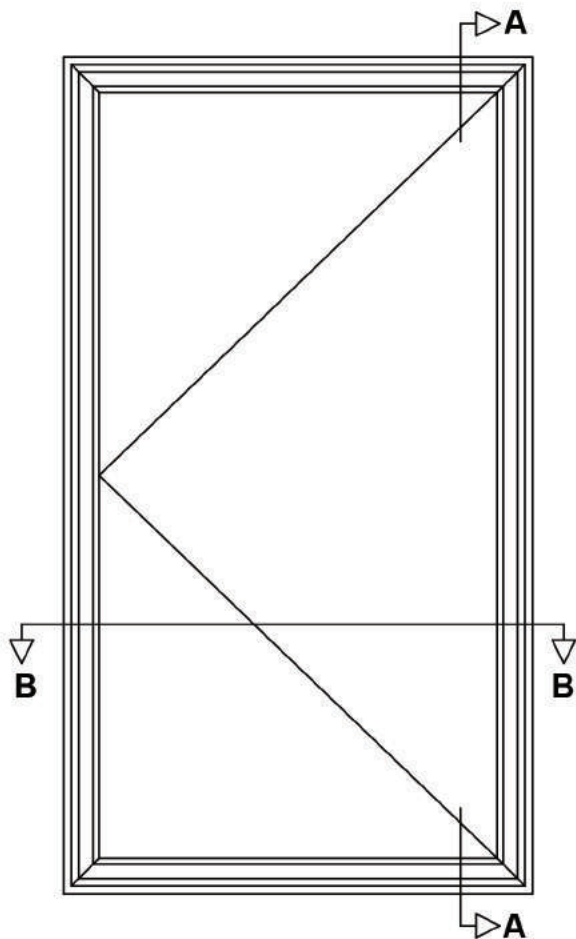
Reference: HU

Rev. 1

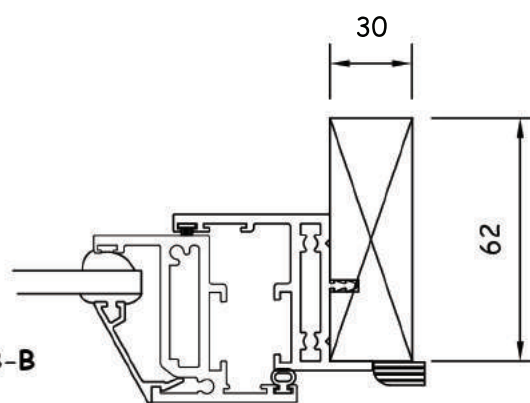
GRANADA
secondary glazing

Campbell Way
Dinnington
Sheffield
S25 3QD

Tel: 01909 499 899
W: www.granadaglazing.com



Section B-B



Optional Extras

Standard Product Specification:

Aluminium 6063T6 alloy to BS EN 755 standard, powder coated to BS 6496 to 60 micron finish.

Stock finish: White - Interpon SA 098E high gloss. The sub-frame is manufactured from primed high quality, environmentally certified (MTCS) engineered timber. Standard sizes: Reveal Fix: 62mm x 30mm & Face Fix: 45mm x 30mm**.

All frames are factory glazed.

Standard gasket colour is black.

All frames include pvc-u trim as standard - Painted MDF or PEFC timber available upon request.

In line with our company policy of continuous product development and improvement, Granada reserves the right to make minor alterations to specification without notice. * Where bottom hung a restrictor is required.

**When coupling or stacking other heritage units timber size required: Reveal Fix: 70mm x 30mm & Face Fix: 62mm x 30mm.

- Heritage locking handle
- Spag Locking handle
- Actuator handle
- Concealed hinges
- Restrictor catch
- Tilt & turn gearing
- Full anti-ligature spec
- Trickle vent / acoustic trickle vents (in sash)
- RAL colours
- Double glazed
- Right, top or bottom* hung
- Timber sizes other than standard available on request

Type: Heritage Hinged Unit Reveal Fix (Left Hung)

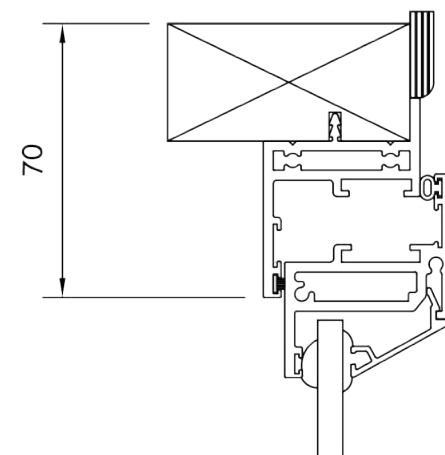
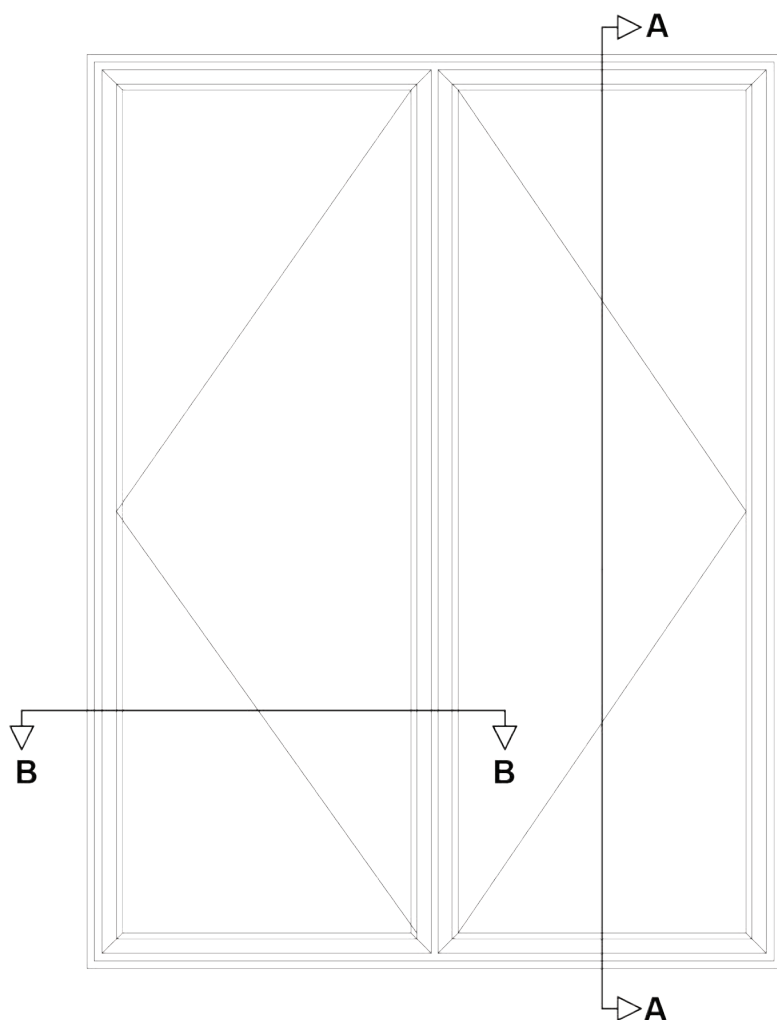
Reference: HHU

Rev: 1

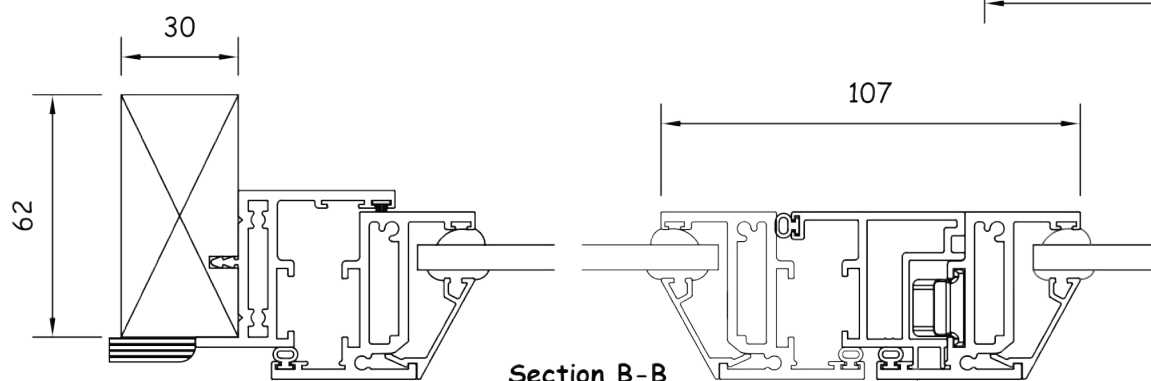
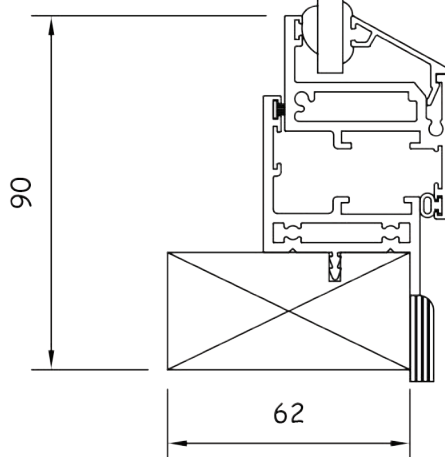
GRANADA
secondary glazing

Campbell Way
Dinnington
Sheffield
S25 3QD

Tel: 01909 499 899
W: www.granadaglazing.com



Section A-A



Section B-B

Standard Product Specification:

Aluminium 6063T6 alloy to BS EN 755 standard, powder coated to BS 6496 to 60 micron finish.

Stock finish: White - Interpon SA 098E high gloss. The sub-frame is manufactured from primed high quality, environmentally certified (MTCS) engineered timber. Standard sizes: Reveal Fix: 62mm x 30mm & Face Fix: 45mm x 30mm.

All frames are factory glazed.
Standard gasket colour is black.

All frames include pvc-u trim as standard - Painted MDF or PEFC timber available upon request.

In line with our company policy of continuous product development and improvement, Granada reserves the right to make minor alterations to specification without notice. **When coupling or stacking other heritage units timber size required: Reveal Fix: 70mm x 30mm & Face Fix: 62mm x 30mm.

Type: Heritage Double Hinged Unit Reveal Fix

Reference: HDHU

Rev: 1

Optional Extras

- Heritage locking handle
- Spag Locking handle
- Actuator handle
- Concealed hinges
- Full anti-ligature spec
- Trickle vent / acoustic trickle vents (in sash)
- Double glazed
- RAL colours
- Timber sizes other than standard available on request

GRANADA
secondary glazing

Campbell Way
Dinnington
Sheffield
S25 3QD

Tel: 01909 499 899
W: www.granadaglazing.com